

# HOME FEATURES

## EXTERIORS

### SIDING:

#### STANDARD SIDING:

Horizontal 8" Fiber Cement Smooth Lap Siding



#### UPGRADED SIDING:

Rustic Cedar T&G – Vertical or Horizontal



#### UPGRADED SIDING:

Panels with Paint Grade, Z-Flashing/Reglet Trim



#### UPGRADED SIDING:

Smooth Board and Batten



#### UPGRADED SIDING:

Corrugated Metal



#### UPGRADED SIDING:


Standing Seam



### PAINT:

Painted 2 Tone (Trim & Body) - Where Applicable

## EXTERIOR PAINT:



SNOWBOUND



GOSSAMER VEIL




FELTED WOOL



URBANE BRONZE



IRON ORE



PASSIVE



TIN LIZZIE



GIBRALTAR



WEB GRAY



CYBERSPACE

## ROOF MATERIAL:

### STANDARD COMPOSITE SHINGLE:

Lifetime Architectural Asphalt Composite Shingles



DUAL BLACK



WEATHERED WOOD



CHARCOAL GREY



DUAL GREY



DUAL BROWN

IRONTOWN RESERVES THE RIGHT TO CHANGE OR SUBSTITUTE ANY MATERIALS WITH COMPARABLE PRODUCTS WITHOUT NOTIFICATION. BECAUSE EACH IRONTOWN HOME IS CUSTOM BUILT SOME UPGRADED ITEMS MAY BE SHOWN IN YOUR DESIRED FLOOR PLAN. EXACT SPECIFICATOINS WILL BE DETAILED FOR EACH PROJECT BUILT AND INCLUDED IN THE PURCHASE CONTRACT.


**UPGRADED ROOF MATERIAL:**

TPO Membrane – White & Grey




**UPGRADED ROOF MATERIAL:**

Metal Corrugated



**UPGRADED ROOF MATERIAL:**

Metal Standing Seam



**SOFFIT/FASCIA:**

**STANDARD SOFFIT/FASCIA:**

Aluminum Soffit/Fascia



**UPGRADED SOFFIT/FASCIA:**

Fiber Cement Soffit/Fascia



**UPGRADED SOFFIT/FASCIA:**

T&G Cedar Soffit/Fascia




## EXTERIOR DECKING:

**STANDARD:**

Trex Select with Exposed Fasteners

**UPGRADE:**

Trex Select with Concealed Fasteners



PEBBLE GREY



SADDLE

## EXTERIOR RAILING:

**STANDARD RAILING:**

Painted Steel Railing – Black or White



**UPGRADED RAILING:**

Horizontal Welded Steel Railing



**UPGRADED RAILING:**

Hog Wire in Wood Frame



## WINDOWS (Int/Ext Color):

**STANDARD WINDOWS:**

Builder Grade Vinyl–  
White/White, Black/White



**UPGRADED WINDOWS:**

Marvin Essentials



**UPGRADED WINDOWS:**

Marvin Elevate



IRONTOWN RESERVES THE RIGHT TO CHANGE OR SUBSTITUTE ANY MATERIALS WITH COMPARABLE PRODUCTS WITHOUT NOTIFICATION. BECAUSE EACH IRONTOWN HOME IS CUSTOM BUILT SOME UPGRADED ITEMS MAY BE SHOWN IN YOUR DESIRED FLOOR PLAN. EXACT SPECIFICATOINS WILL BE DETAILED FOR EACH PROJECT BUILT AND INCLUDED IN THE PURCHASE CONTRACT.

## FRONT DOOR:

### STANDARD FRONT DOOR:

Thermatru – Paint Grade Fiberglass  
Flush Panel Door



### UPGRADED FRONT DOOR:

Thermatru Smooth Star Fiberglass Full  
Lite Frosted Flush-Glazed (S2000/S8000)



## FRONT DOOR HARDWARE:

### STANDARD FRONT DOOR HARDWARE:

Kwikset Milan Lever –  
Chrome, Black, Brushed Nickel

### UPGRADED FRONT DOOR HARDWARE:

Kwikset San Clemente Handleset –  
Chrome, Black, Brushed Nickel



MILAN - ROUND



MILAN - SQUARE



SAN CLEMENTE

## PATIO DOOR:

### STANDARD PATIO DOOR:

Thermatru – Smooth Star Fiberglass Full  
Lite Flush Glaze



### UPGRADED PATIO DOOR:

Marvin Patio Doors



### UPGRADED PATIO DOOR:

Marvin Bifold Elevate



IRONTOWN RESERVES THE RIGHT TO CHANGE OR SUBSTITUTE ANY MATERIALS WITH COMPARABLE PRODUCTS WITHOUT NOTIFICATION.  
BECAUSE EACH IRONTOWN HOME IS CUSTOM BUILT SOME UPGRADED ITEMS MAY BE SHOWN IN YOUR DESIRED FLOOR PLAN.  
EXACT SPECIFICATIONS WILL BE DETAILED FOR EACH PROJECT BUILT AND INCLUDED IN THE PURCHASE CONTRACT.



# HOME FEATURES

## EXTERIOR MAN DOOR:

### STANDARD EXTERIOR MAN DOOR:

Thermatru – Paint Grade Fiberglass  
Flush Panel Door



### UPGRADED EXTERIOR MAN DOOR:

Thermatru – Stained Fiberglass Flush  
Panel Door



# HOME FEATURES

## ELECTRICAL/LIGHTING

**SWITCH:**

Decora



**PRIMARY FLUSH-MOUNTS:**

Maxim Trim 9" LED 3000K in Chrome, Satin Nickel, Black



**SECONDARY FLUSH-MOUNTS:**

Maxim Trim 5" LED 3000K in Chrome, Satin Nickel, Black



**BATHROOM VANITY LIGHTS:**

Maxim Rail LED Vertical in Chrome, Satin Nickel, Black

**UNDER CABINET LIGHTING (UPGRADE):**

LED Tape with Dimmer/Driver



**CAN/DISK LIGHTS:**

Recesso Lighting 6" Canless LED Lights

**PRIMARY COACH LIGHTS:**

Nuvo Black Outdoor Wall Light



**CEILING FANS (UPGRADED):**

Minka Aire Airetor III 54" LED Fan in Flat White, Brushed Nickel, Silver, Coal, Rubbed Bronze



# HOME FEATURES

## PLUMBING

**STANDARD WATER HEATER:**

50-gallon Natural Gas/Propane

**UPGRADED WATER HEATER:**

Tankless Gas; 30 gallon, 40 gallon, 50 gallon electric tank, Hybrid Electric Tank

**OPTIONAL SYSTEMS:**

Water Softener Loop, Recirc Pump

### KITCHEN SINK:

**STANDARD KITCHEN SINK:**

Undermount Stainless Steel  
16G Single Bowl



**UPGRADED KITCHEN SINK:**

Undermount Stainless Steel  
16G Double Bowl



**UPGRADED KITCHEN SINK:**

Undermount Stainless Steel  
16G asymmetrical Double Bowl




### KITCHEN FAUCET:



**STANDARD KITCHEN FAUCET:**

Genta One Handle High Arc-Chrome



**UPGRADED KITCHEN FAUCET:**

Genta One Handle High Arc –  
Matte Black, Stainless





## BATHROOM FIXTURES:

### STANDARD BATH HARDWARE:

Moen Genta - Chrome



### UPGRADED BATH HARDWARE:

Moen Genta –  
Matte Black, Brushed Nickel



### STANDARD MASTER TUB:

Fiberglass tub with Surround\*



### UPGRADED MASTER TUB:

Freestanding Modern Fiberglass Tub;  
Optional bubble, lights, jets



### STANDARD SECONDARY TUB:

One Piece Fiberglass Tub &  
Surround Insert




### UPGRADED SECONDARY TUB:

Fiberglass tub with Surround\*




**UPGRADED TUB/Shower SURROUND:**


CRAFT + MAIN; JETCOAT



QUARRY




SHALE



SLATE



WHITE SUBWAY



DRIFTWOOD

**STANDARD SHOWER PAN:**

Fiberglass Shower Pan



**UPGRADED SHOWER PAN:**

Tile Set Mosaic Curbed Shower Floor



**UPGRADED SHOWER PAN:**

Curbless Tile Floor with Linear Drain, Tile Top



**STANDARD SHOWER DOOR:**

Clear Glass Semi-Frameless Enclosure  
– Chrome, Matte Black, Satin Nickel



**UPGRADED SHOWER DOOR:**

Full Euro-Style Enclosure –  
Matte Black, Bronze, Satin Nickel,  
Frosted Glass, Rain Glass



**STANDARD VANITY SINK:**

Vitreous China Undermount Rectangle  
(Granite/Quartz)



**UPGRADED VANITY SINK:**

Vessel Sink – Signature Hardware  
Hibiscus Round or Rectangle



**POWDER PEDESTAL:**

Gerber Maxwell



**STANDARD TOILET:**

Gerber Avalanche CT 2 Piece Elongated



**UPGRADED TOILET:**

Toto Aquia IV



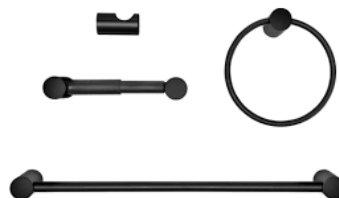
**STANDARD BATH HARDWARE:**

Harney Clearwater - Chrome



**UPGRADED BATH HARDWARE:**

Harney Clearwater –  
Satin Nickel, Matte Black



# HOME FEATURES

**STANDARD (BATH) MIRROR:**

42" Tall



**UPGRADED (BATH) MIRROR:**

Medicine Cabinet



**UPGRADED (BATH) MIRROR:**

Lighted Mirror



# HOME FEATURES

## INTERIOR FINISHES:


**STANDARD WALL:**

Hand Texture




**UPGRADED WALL:**

Level 4 Imperfect Smooth




**STANDARD CEILING:**

Level 4 Imperfect Smooth



**STANDARD WINDOW SURROUND:**

No Sills, 4-Way Wrap



**UPGRADED WINDOW SURROUND:**

3-Way Wrap, 3/4" wood painted sill



**STANDARD BASEBOARD & CASING:**

2 1/4" MDF Flat Stock Square Edge Casing  
4" MDF Flat Stock Square Edge Base



**STANDARD INTERIOR DOOR:**

Hardboard Flush Flat Panel Hollow Core



**UPGRADED INTERIOR DOOR:**

Hardboard Flush Flat Panel Solid Core,  
Stained Wood Flush Panel



**BARN DOOR HARDWARE (PER PLAN):**

National Black Hardware



IRONTOWN RESERVES THE RIGHT TO CHANGE OR SUBSTITUTE ANY MATERIALS WITH COMPARABLE PRODUCTS WITHOUT NOTIFICATION. BECAUSE EACH IRONTOWN HOME IS CUSTOM BUILT SOME UPGRADED ITEMS MAY BE SHOWN IN YOUR DESIRED FLOOR PLAN. EXACT SPECIFICATIONS WILL BE DETAILED FOR EACH PROJECT BUILT AND INCLUDED IN THE PURCHASE CONTRACT.

# HOME FEATURES

**STANDARD DOOR HARDWARE:**

Kwikset Milan Lever (Round or Square)  
– Polished Chrome



**UPGRADED DOOR HARDWARE:**

Kwikset Milan Lever (Round or Square)  
– Satin Nickel, Matte Black




**STANDARD INTERIOR STAIR RAILING:**

Shiploose Hand Rails –  
Standard: Wood, Upgrade: Metal



**STANDARD INTERIOR STAIR TREADS:**

Carpet (Not Provided)



**UPGRADED INTERIOR STAIR TREADS:**

Match Flooring Material







# HOME FEATURES

**STANDARD INTERIOR PAINT:**


One Tone, All Satin Sheen




PURE WHITE



ALABASTER



SHOJI WHITE




DRIFT OF MIST




ON THE ROCKS

**UPGRADED INTERIOR PAINT:**

Two Tone/Three Tone



MATTE WHITE



MATTE GREY

**STANDARD CABINETS:**

Bellmont Tempo – Matte Grey, Matte White

**STANDARD CABINETS:**

Matte Horizon - Frax, Grau



FRAX



GRAU


**STANDARD CABINETS:**

Matte Apex – Matte Black




MATTE BLACK

# HOME FEATURES



**UPGRADED CABINETS:**

Bellmont Veer – White, Silverplate, Silvermist, Olympic, Pepper, Cityscape



WHITE



SILVERPLATE



SILVERMIST



OLYMPIC



PEPPER



CITYSCAPE



FIRMA



TERRA



GRAIN



ROANOKE



HADLEY


**UPGRADED CABINETS:**

Bellmont Firma/Terra – Grain, Roanoke, Hadley,



**UPGRADED CABINETS:**

Bellmont Porta – Bianco Matte, Nero Matte



BIANCO MATTE



NERO MATTE

**STANDARD KITCHEN BACKSPLASH:**

4" Backsplash with Countertop Material

**UPGRADED KITCHEN BACKSPLASH:**

4" X 12" White Subway Tile

**UPGRADED (KITCHEN ONLY) CABINET CROWN MOLDING:**

Bellmont 3" LMF Rectangular Flush

**UPGRADED KITCHEN BACKSPLASH:**

Full Height Backsplash with Countertop Material

IRONTOWN RESERVES THE RIGHT TO CHANGE OR SUBSTITUTE ANY MATERIALS WITH COMPARABLE PRODUCTS WITHOUT NOTIFICATION. BECAUSE EACH IRONTOWN HOME IS CUSTOM BUILT SOME UPGRADED ITEMS MAY BE SHOWN IN YOUR DESIRED FLOOR PLAN. EXACT SPECIFICATIONS WILL BE DETAILED FOR EACH PROJECT BUILT AND INCLUDED IN THE PURCHASE CONTRACT.

**STANDARD CABINET HARDWARE:**

Modern Square Pull 128mm



MATTE BLACK



DARK PEWTER



OIL BRUSHED BRONZE



POLISHED CHROME



ROSE GOLD



POLISHED BRASS



SATIN BRASS



SATIN NICKEL


**STANDARD COUNTERTOPS:**

(LEVEL 2) 2cm Quartz – Frost, Steel,  
White Sand



**UPGRADED COUNTERTOPS:**

(LEVEL 3) 3cm Quartz – Frost,  
Gris Expo, Steel Grey



**UPGRADED COUNTERTOPS:**

(LEVEL 3) 3cm Granite – Absolute Black



**UPGRADED COUNTERTOPS:**

(LEVEL 3) 3cm Quartz – Arctic White, New Venatino Grey, Concrete Grey



**STANDARD FLOORING:**


Johnson SPC – Cellar House




BARBERA



NEBBIOLO




CARIGNAN



SANGIOVESE




CHARBONO




DOLCETTO



GRENACHE




PRIMITIVO




SEMILLON



KERNER



ELBLING



MALVASIA


IRONTOWN RESERVES THE RIGHT TO CHANGE OR SUBSTITUTE ANY MATERIALS WITH COMPARABLE PRODUCTS WITHOUT NOTIFICATION. BECAUSE EACH IRONTOWN HOME IS CUSTOM BUILT SOME UPGRADED ITEMS MAY BE SHOWN IN YOUR DESIRED FLOOR PLAN. EXACT SPECIFICATIONS WILL BE DETAILED FOR EACH PROJECT BUILT AND INCLUDED IN THE PURCHASE CONTRACT.

**UPGRADED FLOORING:**


Allwood 7" Engineered



ASTORIA



DUNTHORPE




HAYDEN



TAHOE




TETON



AVERY




FUME



BLANC




CAVA



CHAMPAGNE



CHAMPAGNE SELECT



CASCADE SELECT

**UPGRADED TILE FLOORING:**

Daltile Volume 12"x24"



SONIC WHITE



STEREO GREY

IRONTOWN RESERVES THE RIGHT TO CHANGE OR SUBSTITUTE ANY MATERIALS WITH COMPARABLE PRODUCTS WITHOUT NOTIFICATION. BECAUSE EACH IRONTOWN HOME IS CUSTOM BUILT SOME UPGRADED ITEMS MAY BE SHOWN IN YOUR DESIRED FLOOR PLAN. EXACT SPECIFICATIONS WILL BE DETAILED FOR EACH PROJECT BUILT AND INCLUDED IN THE PURCHASE CONTRACT.



## FIREPLACE (WHERE APPLICABLE):



### FIREPLACE:

Ascent Liner, Heat-n-Glo Cosmo 32",  
42" Regency 3100 WBS

### FIREPLACE SURROUND & MANTLE:

Surround – Stone Surround (no hearth)

Mantle – 4" X 8" Smooth Cedar Beam

# HOME FEATURES

## APPLIANCES:

### STANDARD RANGE:

Whirlpool, GE or equal Stainless 30" Electric or Gas



### UPGRADED RANGE:

Kitchen-Aid or Equal Stainless Steel



### UPGRADED MICROWAVE:

Kitchen-Aid or Equal Built-in with Trim




### STANDARD MICROHOOD:

Whirlpool, GE or Equal Stainless 30"



### UPGRADED MICROHOOD:

Kitchen-Aid or Equal Stainless Steel



### UPGRADED HOOD VENT:

Zephyr or Z-Line Stainless



### STANDARD DISHWASHER:

Whirlpool, GE, or equal 24" Stainless Resource-Efficient



### UPGRADED DISHWASHER:

Kitchen-Aid or Equal Stainless Steel



### STANDARD REFRIGERATOR:

36" Kitchen-Aid or Equal Bottom Freezer French Door with Water in Door



IRONTOWN RESERVES THE RIGHT TO CHANGE OR SUBSTITUTE ANY MATERIALS WITH COMPARABLE PRODUCTS WITHOUT NOTIFICATION. BECAUSE EACH IRONTOWN HOME IS CUSTOM BUILT SOME UPGRADED ITEMS MAY BE SHOWN IN YOUR DESIRED FLOOR PLAN. EXACT SPECIFICATOINS WILL BE DETAILED FOR EACH PROJECT BUILT AND INCLUDED IN THE PURCHASE CONTRACT.



# HOME FEATURES



## FRAMING STRUCTURE

### Floor System

- \*Engineered rim joist with TJI Engineered floor joists 16" on center
- \*Underlayment sheathing of 3/4" tongue-in-groove OSB, glued and nailed
- \*Under vinyl areas, 3/8" A/C plywood sub floor on top of 3/4" sub floor as above

### Wall System

- \*8' interior ceiling height
- \*2"x6" Exterior, 16" on center
- \*2"x4" Interior, 16" on center with 2"x6" interior plumbing walls
- \*Exterior walls sheathed with 7/16" OSB sheathing, glued and nailed and/or stapled as per engineering specifications with double top plates and single bottom plate
- \*Reinforcement blocking for towel racks, toilet paper holders before sheet rock

### Roof/Truss System

- \*Engineered roof trusses with OSB sheathing to 30lb. PSF Live load std.
- \*5/12 pitch roof system with hinged trusses
- \*Eave overhangs; 12" with 12" on gable ends and 2"x6" fascia. Gable roof.

## EXTERIOR FEATURES

### Railings

- \*Standard: Painted Steel Railing
- \*Upgraded: Horizontal Welded Steel Railing, Grater Mesh in Wood Frame

### Decking

- \*Composite Decking over open frame deck

### Insulation

- \*Standard Insulation: Fiberglass Batt R-19 Walls, R-30 Ceiling, R-30 Floor (w/ Crawl)
- \*Upgraded Insulation – Blown in Fiberglass, Additional Fiberglass Batt as Available, 1", R-5 Exterior Foam Board, Closed-Cell Foam

### Vapor Barrier

- \*Tyvek House Wrap – to seal out air and moisture infiltration while allowing structure to "breathe."

### Roof Cover

- \*Impregnated Felt: 30# Tamko UL Felt or Equivalent
- \*Ice & Water Shield: Tamko Moisture Guard Plus or equivalent
- \*Standard Roof Material: Lifetime Architectural Asphalt Composite Shingles
- \*Upgraded Roof Material: TPO Membrane, Metal Corrugated, Metal Standing Seam
- \*Turtle Vents: Contractors Choice
- \*Drip Edge: White Aluminum 90 Degrees

### Windows

- \*Standard Windows: Builder Grade Vinyl – Black/Black, White/White, Black/White
- \*Upgraded Windows: Marvin Essentials, Marvin Elevate, Western Windows
- \*Vinyl Sliding Glass Door (if plan applicable)

### Exterior Siding

- \*Standard: Horizontal 8" Fiber Cement Smooth Lap Siding
- \*Upgraded: 1"x6" Rustic Cedar T&G, Panels with Paint Grade Z-flashing, Reglet Trim, Smooth Board and Batten, Corrugated Metal Vertical or Horizontal, Standing Seam
- \*Standard Soffit/Fascia: Aluminum soffit and fascia
- \*Upgraded Soffit/Fascia: Fiber Cement Soffit and Fascia, T&G Cedar Soffit and Fascia

### Exterior Doors

- \*Standard: Thermatru – Paint Grade Fiberglass Flush Panel Door
- \*Upgraded: Thermatru Smooth Star Fiberglass Full Lite Flush-Glazed, stained flush panel fiberglass, stained flush panel wood

## SYSTEMS FEATURES

### Plumbing

- \*Vanguard Pex water supply system, sized per home
- \*Waste and Vent System: ABS or PVC
- \*Standard: 50-gallon Natural Gas/Propane
- \*Upgraded: 30-gallon, 40-gallon, 50-gallon electric tank
- \*Upgraded: Hybrid Electric Tank

### Electrical

- \*High Quality 12- and 14-gauge copper wiring
- \*2 phone jacks and 2 cable TV outlet jacks
- \*Telephone Cable: Cat 5E
- \*200-amp service – per plan

### Mechanical

- \*95% Efficiency forced air natural gas central heating system by Rheem
- \*Hard pipe and flex pipe ventilation system
- \*Main Gas Line Included

## INTERIOR FEATURES

### Drywall

- \*Ceiling lids and walls, glued and screwed on ceilings and exterior 1/2" gypsum drywall walls, with dense glass in wet areas, nailed/screwed, taped, floated
- \*Standard Wall Texture: Skip Trowel Wall Texture
- \*Upgraded Wall Texture: Level 4 Imperfect Smooth
- \*Standard Ceiling Texture: Level 4 Imperfect Smooth

### Interior Trimwork

- \*Standard Interior Door: Hardboard Flush Flat Panel Hollow Core
- \*Upgraded Interior Door: Hardboard Flush Flat Panel Solid Core, Stained Wood Flush Panel
- \*Paint Grade – 2 1/4" MDF Flat Stock Square Edge Door Casing
- \*Paint Grade – 4" MDF Flat Stock Square Edge Baseboard

### Paint

- \*Standard: Single Tone Paint VOC Paint – Stain
- \*Upgraded: Two/Three Tone Paint VOC Paint – Stain
- \*All walls, doors, trim work, ceilings are painted the single color, 1 coat of primer, 2 coats of color

### Light Fixtures

- \*Outlets/Switches – Decora
- \*Disk Lights – Recesso Lighting 6" Cantless LED Lights
- \*Primary Flush-Mounts: Maxim Trim 9" LED 3000K in Chrome, Satin Nickel, Black
- \*Secondary Flush-Mounts: Maxim Trim 5" LED 3000K in Chrome, Satin Nickel, Black
- \*Bathroom Vanities: Maxim Rail LED Vertical in Chrome, Satin Nickel, Black
- \*Upgraded – Ceiling Fan: Minka Aire Airetor III 54" LED Fan in Flat White, Brushed Nickel, Silver, Coal, Oil Rubbed Bronze
- \*Upgraded – Undercabinet Lighting: LED Tape w Dimmer/Driver (requires light rail)
- \*Primary Coach Lights – Nuvo Black Outdoor Wall Light

### Plumbing Fixtures

- \*Standard Kitchen Sink – Undermount Stainless Steel 18G Single Bowl Square
- \*Upgraded Kitchen Sink – Undermount Stainless Steel 18G Double Bowl Square
- \*Upgraded Kitchen Sink – Undermount Stainless Steel 18G Asymmetrical Double
- \*Upgraded Kitchen Sink – Apron Front Ceramic Farmhouse
- \*Upgraded Kitchen Sink – Apron Front Stainless
- \*Standard Kitchen Faucet – Moen Genta One Handle High Arc, Chrome
- \*Upgraded Kitchen Faucet – Moen Genta One Handle High Arc; Matte Black, Nickel
- \*Standard Master Tub – Fiberglass Tub with Apron Front
- \*Upgraded Master Tub – Freestanding modern fiberglass tub; bubble, lights, jets
- \*Standard Secondary Tub – One piece fiberglass tub and surround insert
- \*Upgraded Secondary Tub – Fiberglass tub with apron front
- \*Standard Shower Pan – Fiberglass Shower Pan
- \*Upgraded Shower Pan – Tile Set Mosaic Curbed Shower Floor
- \*Upgraded Shower Pan – Curbless Tile Floor with Linear Drain, Tile Top
- \*Standard Tub/Shower Surround – Fiberglass Insert
- \*Upgraded Tub/Shower Surround – Misenso Ready-Set
- \*Upgraded Tub/Shower Surround – Tile
- \*Standard Vanity Sink – Vitreous China Undermount Rectangle (Granite/Quartz)
- \*Upgraded Vanity Sink – Vessel Sink, Signature Hardware Hibiscus Round/Rectangle
- \*Standard Powder Pedestal – Gerber Logan Square
- \*Standard Toilet – Gerber Avalanche CT 2 Piece Elongated
- \*Upgraded Toilet – Toto Aquia II, Toto Aquia II Dual Flush
- \*Washer Shutoff Box with Laundry Drain
- \*Ice Maker Supply Line to Fridge Location with Shut-Off
- \*Exterior Hose Bibs

### Hardware

- \*Standard Front Door Hardware – Kwikset Milan Lever, Chrome
- \*Upgraded Front Door Hardware – Kwikset San Clement Handleset
- \*Standard Interior Door Hardware – Kwikset Milan Lever (Round or Square), Chrome
- \*Upgraded Interior Door Hardware – Kwikset Milan Lever (R/S) Satin Nickel, M. Black
- \*Bath Hardware: Harney Clearwater, Chrome, Satin Nickel, Matte Black

### Mirrors/Shower Doors

- \*Standard Mirror – 42" Tall
- \*Upgraded Mirror – Medicine Cabinet
- \*Upgraded Mirror – Lighted Mirror
- \*Standard Shower Door – Clear Glass Semi-Frameless Enclosure, Chrome
- \*Upgraded Shower Door – Full Euro-Style Enclosure, Chrome, Black, Bronze, Nickel

IRONTOWN RESERVES THE RIGHT TO CHANGE OR SUBSTITUTE ANY MATERIALS WITH COMPARABLE PRODUCTS WITHOUT NOTIFICATION. BECAUSE EACH IRONTOWN HOME IS CUSTOM BUILT SOME UPGRADED ITEMS MAY BE SHOWN IN YOUR DESIRED FLOOR PLAN. EXACT SPECIFICATIONS WILL BE DETAILED FOR EACH PROJECT BUILT AND INCLUDED IN THE PURCHASE CONTRACT.



# HOME FEATURES



## Appliance Package

- \*Standard Range – Whirlpool, GE, or Equal Stainless 30" Electric/Gas
- \*Upgraded Range – Kitchen-Aid or equal Stainless Steel
- \*Standard Microhood – Whirlpool, GE, or Equal Stainless 30"
- \*Upgraded Microhood – Kitchen-Aid or Equal Stainless Steel
- \*Upgraded Microwave – Kitchen-Aid or Equal Built-in with Trim Piece
- \*Upgraded Hood Vent – Zephyr or Z-line Stainless
- \*Standard Dishwasher – Whirlpool, GE, or equal 24" Stainless Resource Efficient
- \*Upgraded Dishwasher – Kitchen-Aid or Equal Stainless Steel
- \*Standard Refrigerator – 36" Kitchen-Aid or Equal Bottom Freezer French Door with Water in Door

## Cabinets

- \*Standard Cabinet – Belmont 1300, Tempo: Matte Grey, Matte White
- \*Standard Cabinet – Belmont 1300, Horizon: Frax, Grau
- \*Standard Cabinet – Belmont 1300, Apex: Matte Black
- \*Upgraded Cabinet – Belmont 1600, Veer: White, Silverplate, Silvermist, Olympic, Pepper, Cityscape
- \*Upgraded Cabinet – Belmont 1600, Firma, Terra: Grain, Roanoke, Hadley, Porta
- \*Upgraded Cabinet – Belmont 1600, Porta: Bianco Matte, Nero Matte

## Countertops

- \*Standard Countertops – (Level 2) 2cm Quartz: Frost, Steel, White Sand
- \*Upgraded Countertops – (Level 3) Quartz: Frost White, Gris Expo, Steel Grey
- \*Upgraded Countertops – (Level 4) Quartz: Arctic White, New Venatino Grey, Concrete Grey
- \*Upgraded Countertops – (Level 4) Granite: Absolute Black

## Floor Coverings

- \*Standard Flooring - Johnson SPC: Coffee House
- \*Upgraded Flooring - Allwood Engineered/Johnson Engineered
- \*Upgraded Flooring - Daltile, Volume 12"x24": Sonic White, Stereo Grey